

Roberts Foam - Quotation Form

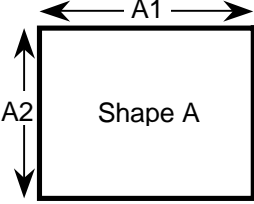
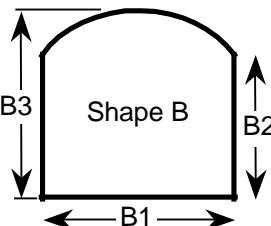
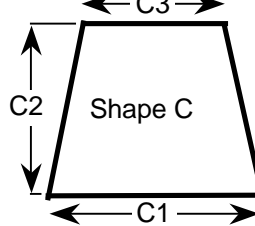
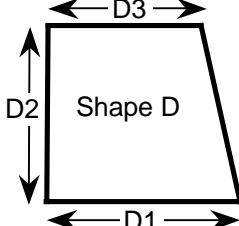
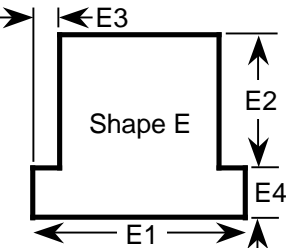
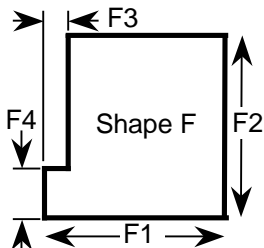
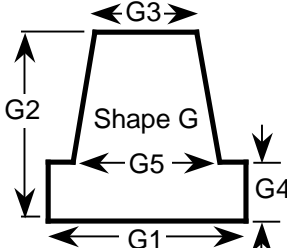
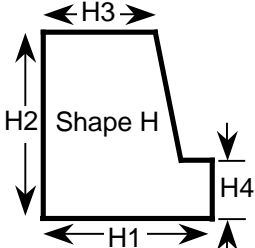
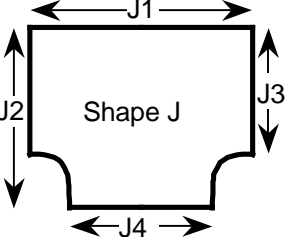
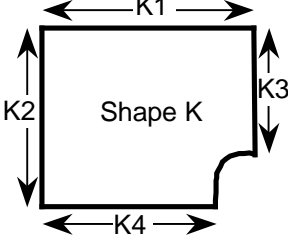
Use this form to detail your requirements and we will send you a quotation.

TYPE OF FILLING		DIMENSIONS							
Grade	Code	Please tick, measurements in: inches <input type="checkbox"/> or millimetres <input type="checkbox"/> *SHAPE – Refer to page 2, Cushion Shapes. Select from shapes A to K, see guidance notes.							
High Density RX39	1								
Reflex 400	2								
Reflex 240	3								
Reconstituted	4								
Feather & Down	5								
Hollow Fibre	6								
FILLING CODE PER ITEM	*SHAPE	DEPTH	1	2	3	4	5	QUANTITY	

CUSHION COVERS for the above items, please tick		
None <input type="checkbox"/>	Customer to supply material <input type="checkbox"/>	Select material from Roberts Foam Collection <input type="checkbox"/> (only available for callers to our Thatcham workshop)

Your Name:		Please send your completed form to: Roberts Foam 20a The Broadway, Thatcham, Berkshire RG19 3HX Tel: 01635 869176
Address:		
Town:		
Post Code:		
Telephone:		
Email		

Roberts Foam - Quotation Form

<p>BASIC SEAT AND BACK SHAPES</p> <div style="display: flex; justify-content: space-around; align-items: center;"> <div style="text-align: center;">  <p>Shape A</p> </div> <div style="text-align: center;">  <p>Shape B</p> </div> </div>	<p>TAPERED SEATS</p> <div style="display: flex; justify-content: space-around; align-items: center;"> <div style="text-align: center;">  <p>Shape C</p> </div> <div style="text-align: center;">  <p>Shape D</p> </div> </div>
<p>SHAPED SEATS</p> <div style="display: flex; justify-content: space-around; align-items: center;"> <div style="text-align: center;">  <p>Shape E</p> </div> <div style="text-align: center;">  <p>Shape F</p> </div> </div>	<p>TAPERED SHAPED SEATS</p> <div style="display: flex; justify-content: space-around; align-items: center;"> <div style="text-align: center;">  <p>Shape G</p> </div> <div style="text-align: center;">  <p>Shape H</p> </div> </div>
<p>SHAPED BACKS</p> <div style="display: flex; justify-content: space-around; align-items: center;"> <div style="text-align: center;">  <p>Shape J</p> </div> <div style="text-align: center;">  <p>Shape K</p> </div> </div>	

Measure the cushion with the filling in the cushion cover, not just the cushion filling. This is important because some fillings are manufactured slightly oversize to achieve the correct fitting, for example feather and down.

The required dimensions are from seam to seam on the surface of the filled cushion.

Identify the number of cushions of a given shape with dimensions and include depth of cushion. Example:

3 cushions shape F, depth=4.5

Dimensions: F1= 23, F2=20, F3=3, F4=3.75

All measurements in inches.

If in doubt contact us.